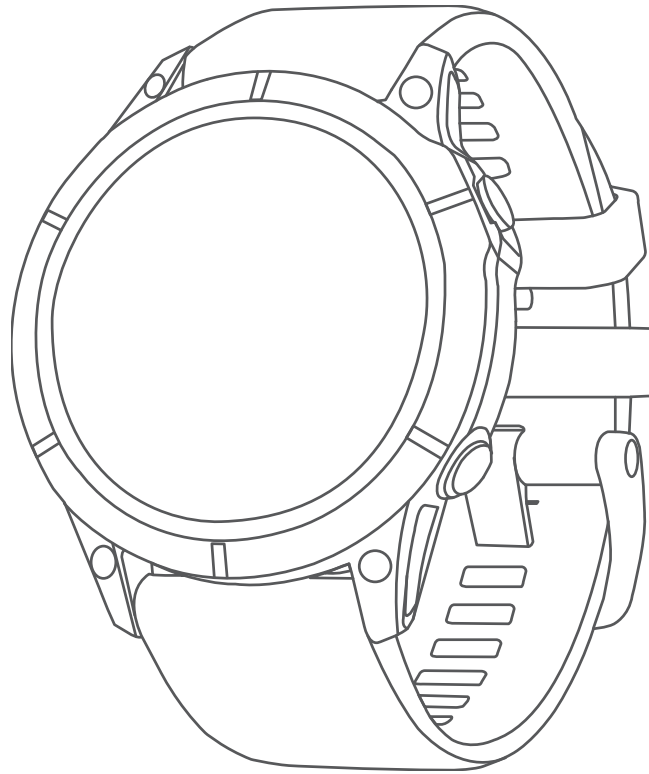


GARMIN®



FENIX® 7 SERIES

РЪКОВОДСТВО

© 2022 Garmin Ltd. or its subsidiaries

All rights reserved. Under the copyright laws, this manual may not be copied, in whole or in part, without the written consent of Garmin. Garmin reserves the right to change or improve its products and to make changes in the content of this manual without obligation to notify any person or organization of such changes or improvements. Go to www.garmin.com for current updates and supplemental information concerning the use of this product.

Garmin®, the Garmin logo, fēnix®, ANT®, ANT+®, Approach®, Auto Lap®, Auto Pause®, Edge®, inReach®, QuickFit®, TracBack®, VIRB®, Virtual Partner®, and Xero® are trademarks of Garmin Ltd. or its subsidiaries, registered in the USA and other countries. Body Battery™, Connect IQ™, Firstbeat Analytics™, Garmin Connect™, Garmin AutoShot™, Garmin Explore™, Garmin Express™, Garmin Golf™, Garmin Move IQ™, Garmin Pay™, Health Snapshot™, HRM-Dual™, HRM-Pro™, HRM-Run™, HRM-Swim™, HRM-Tri™, Rally™, tempe™, TrueUp™, Varia™, and Vector™ are trademarks of Garmin Ltd. or its subsidiaries. These trademarks may not be used without the express permission of Garmin.

Android™ is a trademark of Google LLC. Apple®, iPhone®, iTunes®, and Mac® are trademarks of Apple Inc., registered in the U.S. and other countries. The BLUETOOTH® word mark and logos are owned by the Bluetooth SIG, Inc. and any use of such marks by Garmin is under license. The Cooper Institute®, as well as any related trademarks, are the property of The Cooper Institute. Di2™ is a trademark of Shimano, Inc. Shimano® is a registered trademark of Shimano, Inc. iOS® is a registered trademark of Cisco Systems, Inc. used under license by Apple Inc. STRAVA and Strava™ are trademarks of Strava, Inc. Training Stress Score™ (TSS), Intensity Factor™ (IF), and Normalized Power™ (NP) are trademarks of Peakware, LLC. Wi-Fi® is a registered mark of Wi-Fi Alliance Corporation. Windows® is a registered trademark of Microsoft Corporation in the United States and other countries. Zwift™ is a trademark of Zwift, Inc. Other trademarks and trade names are those of their respective owners.

This product is ANT+® certified. Visit www.thisisant.com/directory for a list of compatible products and apps.

Въведение

 **ВНИМАНИЕ**

Important Safety u Product Information

Първи стъпки

1 **LIGHT**
2

3 **Garmin Pay™**
4

Преглед на устройството



① Сензорен екран

-
-
-
-
-

② LIGHT

-
-
-

③ UP-MENU

-
-

④ DOWN

-
-

⑤ START-STOP

-
-

⑥ BACK-LAP

-
-
-

Активиране и деактивиране на сензорния екран

- DOWN START.
- MENU, System > Touch,

Използване на часовника

- LIGHT
- UP DOWN
- START
- MENU

Часовник

Задаване на аларма

- 1 MENU.
- 2 Clocks > Alarms > Add Alarm.
- 3

Редактиране на аларма

- 1 MENU.
- 2 Clocks > Alarms > Edit.
- 3
- 4

- Status.
- Time.
- Repeat,
- Sound and Vibe.
- Backlight.
- Label.
- Delete.

Стартиране на таймера за обратно отброяване

- 1 MENU.
- 2 Clocks > Timers.
- 3 MENU, Save Timer.
- 4 MENU Add Timer Quick Timer,
- Time
- Restart > On
- Sound and Vibe,
- 5 START

Изтриване на таймер

- 1 MENU.
- 2 Clocks > Timers > Edit.
- 3
- 4 Delete.

Използване на хронометъра

- 1 MENU.
- 2 Clocks > Stopwatch.
- 3 START
- 4 LAP



- 5 STOP,
- 6 .
- . DOWN.
- . MENU, Save Activity.
- . MENU, Done.
- . MENU, Review.
- . Review
- . MENU, Go to Watchface.
- . MENU, Lap Key.


Добавяне на алтернативни часови зони

- 1 MENU.
- 2 Clocks > Alt. Time Zones > Add Alt. Time Zone.
- 3
- 4

Редактиране на алтернативна часова зона

- 1 MENU.
- 2 Clocks > Alt. Time Zones > Edit.
- 3
- 4
-
- Rename Zone.
- Change Zone.
- Reorder Zone.
- Delete Zone.

Дейности и приложения



Стартиране на дейност

- 1 GPS ()
- 2 START.
- 3 Done.
- 4
-
-
- GPS ()
- 5 START, ()

Съвети за записване на дейности

-
- LAP,
- UP DOWN,
-
- MENU, Power Mode

Спиране на дейност

- 1
- 2
- 3
- 4
- 5
- 6
- 7
- 8
- 9
- 10
- 11
- 12

STOP.

Resume.

Save,

START,

Resume Later.

Lap.

Back to

Start > TracBack.

GPS.

Back to Start > Route

GPS.

Recovery HR,
Discard.

30

Оценяване на дейност

finish

Save ([Stopping an Activity, page 6](#)).



Garmin Connect.

Бягане

Бягане на пистата

400

START > Track Run.

MENU.

Lane Number.

BACK

START.

3

STOP > Save.

Информация за устройството

Зареждане на часовника

⚠ ВНИМАНИЕ

Important Safety and Product Information

ЗАБЕЛЕЖКА

1 USB



2 USB USB

3

Зареждане със слънчева енергия

Съвети за слънчево зареждане

-
-

Спецификации

| | |
|------------|--|
| | 10 ATM ¹ |
| | -20° 45°C (-4° 113°F) |
| USB | 0° 45°C (32° 113°F) |
| | 0° 60°C (32° 140°F) |
| () () | f nix 7S: 2,4 GHz 17,3 dBm , f nix 7: 2,4 GHz 17,8 dBm f nix 7X: 2,4 GHz 19,3 dBm |
| SAR | fēnix 7S: 0.32 W/kg torso, 0.32 W/kg limb, fēnix 7: 0.30 W/kg torso, 0.30 W/kg limb, fēnix 7X: 0.75 W/kg torso, 0.27 W/kg limb |

Информация за батерията

| Режим | fēnix 7S | fēnix 7 | fēnix 7X |
|----------------|-----------|------------|------------|
| | 11 14 | 18 22 | 28 37 |
| | 38 87 | 57 173 | 90 1 |
| GPS | 37 46 | 57 73 | 89 122 |
| | 26 30 | 40 48 | 63 77 |
| | 15 16 | 23 26 | 36 41 |
| | 7 | 10 | 16 |
| . GPS | 90 162 | 136 289 | 213 578 |
| Expedition GPS | 26 43 | 40 74 | 62 139 |

¹
²
³

100 m.
50 000 lux

www.garmin.com/waterrating.

Грижа за устройството

ЗАБЕЛЕЖКА

Почистване на часовника

⚠ ВНИМАНИЕ

ЗАБЕЛЕЖКА

- 1
- 2

www.garmin.com/fitandcare.

Почистване на кожената каишка

- 1
- 2

Отстраняване на проблеми

Актуализации на продукта

- Express (www.garmin.com/express). Bluetooth Wi Fi. Garmin
- Garmin: Garmin Connect.
- Garmin Connect

Получаване на повече информация

- support.garmin.com
- buy.garmin.com
- www.garmin.com/ataccuracy



Устройството ми е на грешен език

- MENU.
- START.
- START.
-

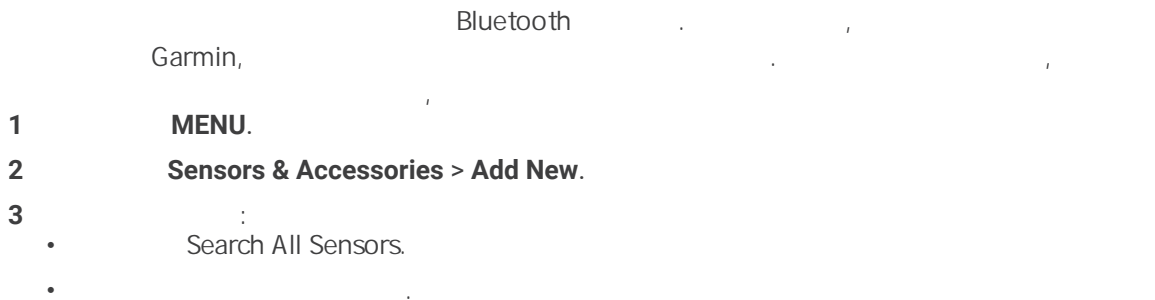
Моят телефон съвместим ли е с моя часовник?

- Bluetooth
- Bluetooth
- www.garmin.com/ble

Телефонът ми не се свързва с часовника

- Bluetooth
- Garmin Connect
- Garmin Connect Bluetooth
- Garmin Connect
- Garmin Connect
- 10 (33)
- Garmin Connect,   **Garmin Devices > Add Device**
- MENU **Phone > Pair Phone.**

Мога ли да използвам своя Bluetooth сензор с моя часовник?



Слушалките ми не се свързват с часовника



Музиката ми спира или слушалките ми не остават свързани



Рестартиране на вашето устройство



Нулиране на всички настройки по подразбиране



Моят дневен брой стъпки не се показва

Моят брой стъпки не изглежда точен

-
-
-

Броя крачки на моето устройство и моя акаунт в Garmin Connect не съвпадат

Garmin Connect

1

•

Garmin Express.

•

Garmin Connect.

2

Garmin Connect

Garmin Express

Количеството изкачени етажи не изглежда точно

3 m (10 ft).

-
-

